

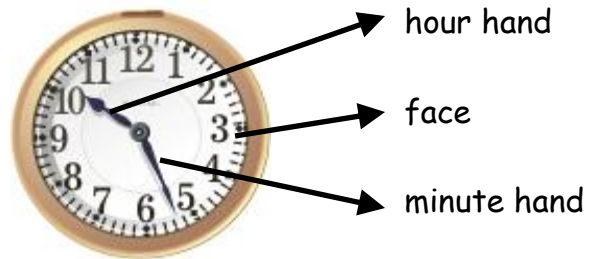
Name \_\_\_\_\_

Date \_\_\_\_\_

## What is the Time? – Measurements of Time

Here is a little poem we used to sing at the end of the school day:

Tick, tock, tick, tock,  
It's time to stop, it's time to stop.  
Tick, tock, tick, tock,  
It's time to stop our play.



The clock tells us when to get up and when to go to bed. It tells us when it's time for school and when it's time to go home. It tells us when to eat breakfast and lunch and dinner. Because so many of the things we do depend upon the time, it's important to be able to look at the clock and know what it is saying to us.

If you look at the clock in the picture, you will see that it has 12 numbers on its face. These are the hours. We divide these into morning hours and afternoon hours. **Noontime** is 12 o'clock in the middle of the day. Therefore, the afternoon starts after noon! The morning starts after 12 o'clock at night. So that we can tell the difference, we write **am** after the morning hours, like this: 8am, and **pm** after the afternoon hours, like this: 2pm.

You will also see that the clock has two **hands**. The small hour hand points to the hour and the big minute hand tells us how many minutes it is past the hour, or to the next hour. If both hands point at the same number, for example the 3, then it is exactly 3 **o'clock**. The number 6 is halfway, so when the big hand points at the 6 it is telling us that it has gone half of the way past the hour. We say it is **half-past**. If the small hand points to the 2 and the big hand points to the 6 it is half-past 2. What is the time when both hands point to the 2?

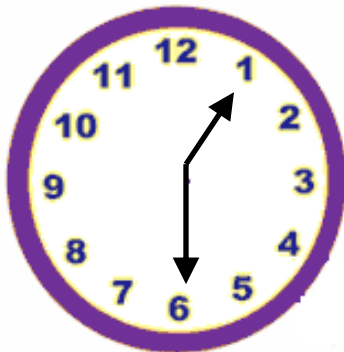
Name \_\_\_\_\_

Date \_\_\_\_\_

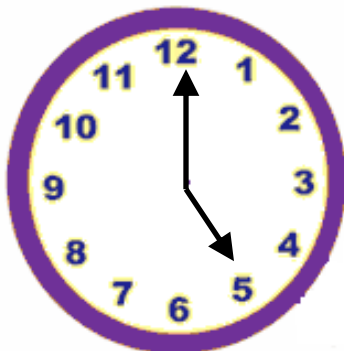
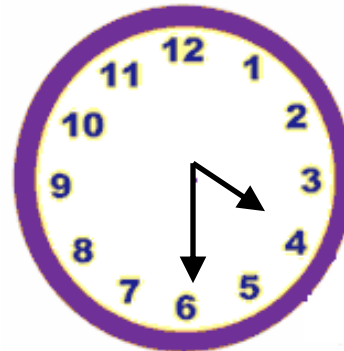
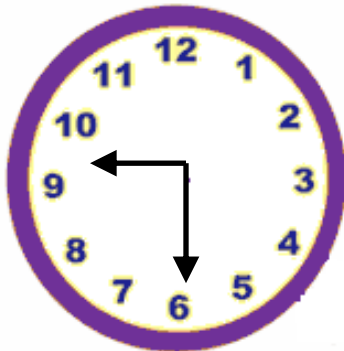
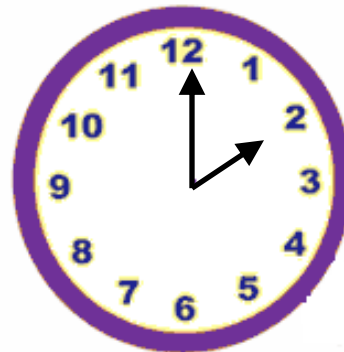
## What is the Time? – Measurements of Time Questions

### A. Telling the time.

Here are six clocks, can you write the correct time under each one? The first one has been done for you.



half past one



Name \_\_\_\_\_

Date \_\_\_\_\_

B. Now it's your turn.

Well done! Here they are again. Now the time has been written in for you, can you draw the hands in the correct place on each clock?



Four o'clock



Half past six



Half past two



Eight o'clock



One o'clock

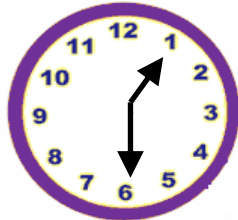


Half past ten

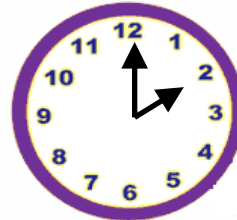
Name \_\_\_\_\_

Date \_\_\_\_\_


### What is the Time? – Measurements of Time Answers



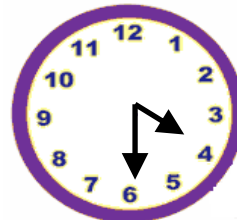
Half past one



Two o'clock



Half past nine

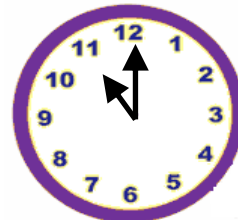


Half past four

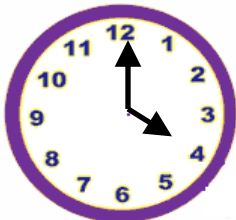
#### Activity A



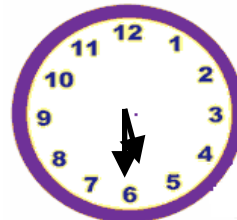
Five o'clock



Eleven o'clock

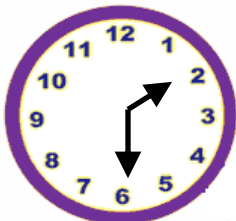


Four o'clock

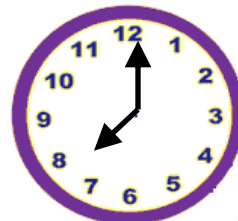


Half past six

#### Activity B



Half past two



8 o'clock

